


Kirigami Snowflake

1)



Use a square piece of paper.

2)



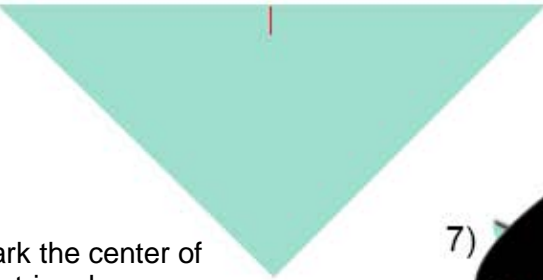
Fold the bottom right corner to the top left corner.

3)



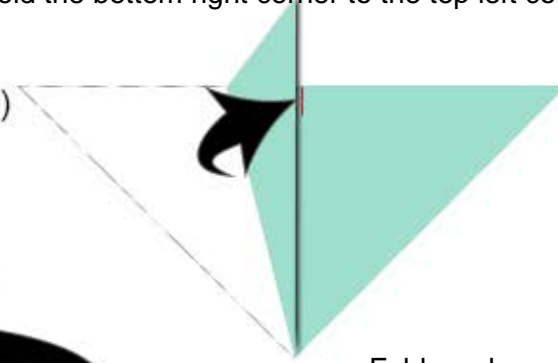
Fold the bottom left corner to the top right corner.

4)



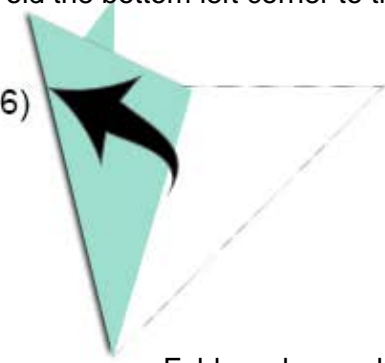
Mark the center of the triangle.

5)



Fold as shown above.

6)



Fold as shown above.

7)



Flip it over and draw the pattern shown here.

8)

Cut on the lines



Unfold ->

