

Find It First Matching Game

Instructions:

Number of Players: 2-4

Game Setup:

1. Print both game board pieces and set them next to each other on a hard surface. You can tape them together for a sturdier board.
2. Print the game card pages you want to use.
3. Sort the game cards into piles: one for numbers, and one for animals then set them next to the game board.

Game Play:

1. The youngest player goes first.
2. On a turn the player flips over one game card from each pile.
3. All players try to find the items matching all overturned cards. For example, five ducks.
4. The first player to find the right images by saying "Found It" and pointing to the images keeps the overturned cards.
 - a. If a player yells "Found it," but can't point to the items quickly, they are out for this turn.
 - b. If a player yells "Found it," but points to incorrect images, they are out for this turn.
 - c. The other players continue looking for the items.
5. Play continues in a clockwise direction.
6. Once all game cards are gone the game is over.
7. The player with the most game cards at the end is the winner.

Number Cards

ONE
1

ONE
1

TWO
2

TWO
2

THREE
3

THREE
3










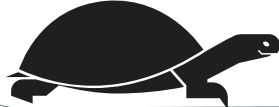
FOUR
4

FOUR
4

FIVE
5

FIVE
5

Animal Cards

 <p>MONKEY</p>	 <p>SHEEP</p>
 <p>PIG</p>	 <p>RABBIT</p>
 <p>OWL</p>	 <p>ROOSTER</p>
 <p>PENGUIN</p>	 <p>DUCK</p>
 <p>GORILLA</p>	 <p>TURTLE</p>



