
































## Write Your Name Using Hieroglyphs

The ancient Egyptians used a written language made up of symbols that represented different letters. Using the table below, write out the hieroglyphs that represent that spelling of your name. Please note that "SH" has its own symbol.

A		G		L		Q		V	
B		H		M		R		W	
C	 or 	I		N		S		X	 
D		J		O		T		Y	 
E	 or 	I		P		U		Z	
F								SH	

Your Name: \_\_\_\_\_

Now, draw your name below, using Egyptian symbols. If you were a kid in ancient Egypt, this is how you would have written your name.