


# Printable Guide for Driving a Manual Transmission

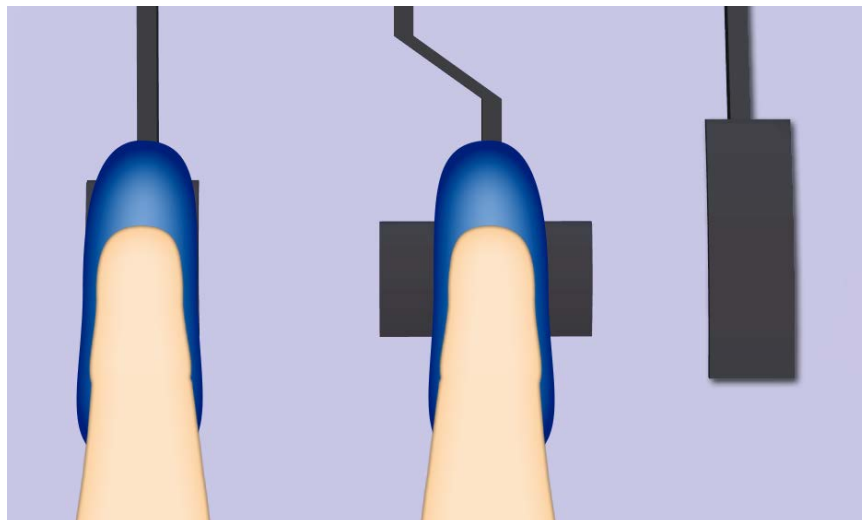
## Getting Started

### Step 1




Sit in the driver's seat and get familiar with the pedals. The clutch is on the left. Adjust your seat so you can easily push the clutch pedal all the way to the floor. Make sure the car is in neutral.

### Step 2



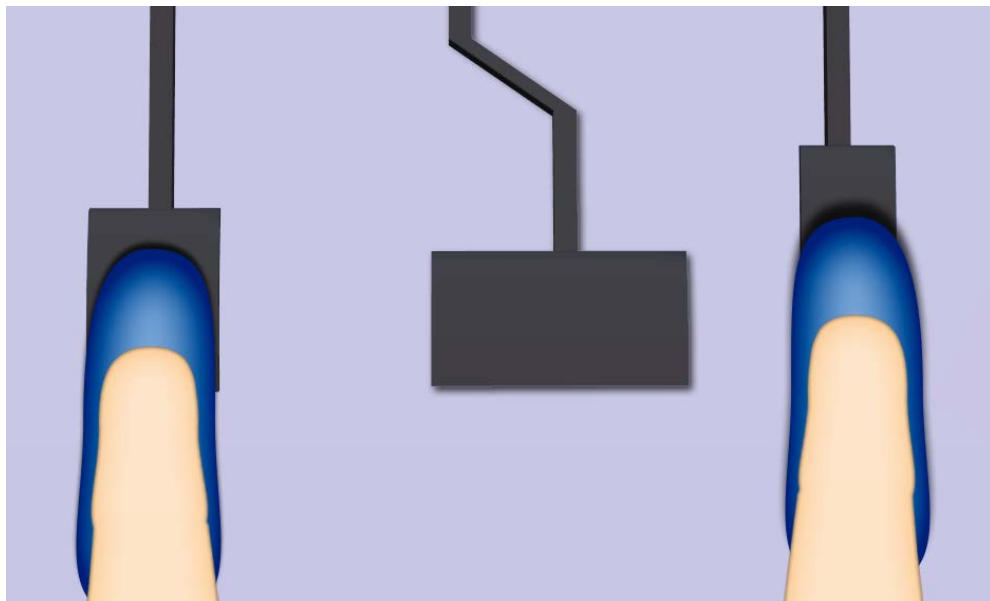
Press the clutch pedal down all the way with your left foot while stepping on the brake with your right foot. Release the emergency brake and turn the key in the ignition to start the car.

### Step 3



Keeping the clutch pedal and brake depressed, shift the car into first gear. Once in gear, take your foot off the brake.

### Step 4



Slowly lift your left foot off the clutch as you press down gently on the gas pedal with your right foot. The car will begin moving forward. If the car stalls, return to step 2 to restart it.

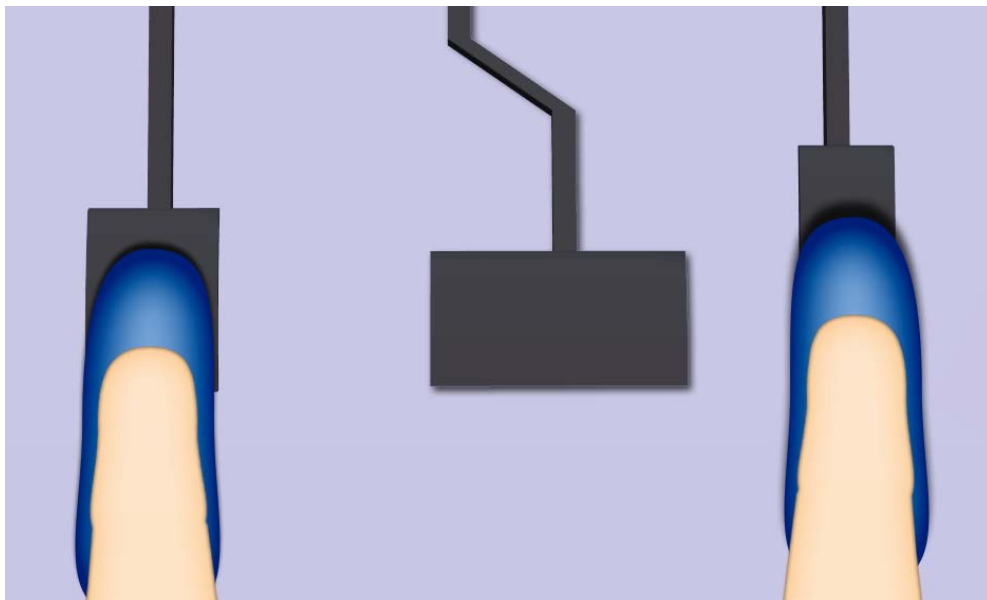
## Going Faster

### Step 1



When the tachometer shows that the engine is operating at about 3,000 RPM, take your right foot off the gas and press the clutch pedal all the way to the floor with your left foot. Shift the car into the next gear.

### Step 2



Slowly lift your left foot off the clutch as you press down gently on the gas pedal with your right foot. The car will begin to accelerate.

### Step 3

Repeat steps 1 and 2 until the car is traveling at the desired speed.

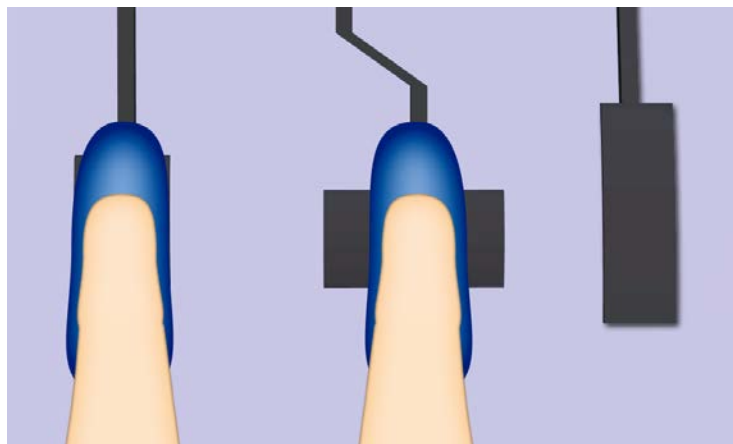
## Slowing Down

### Step 1



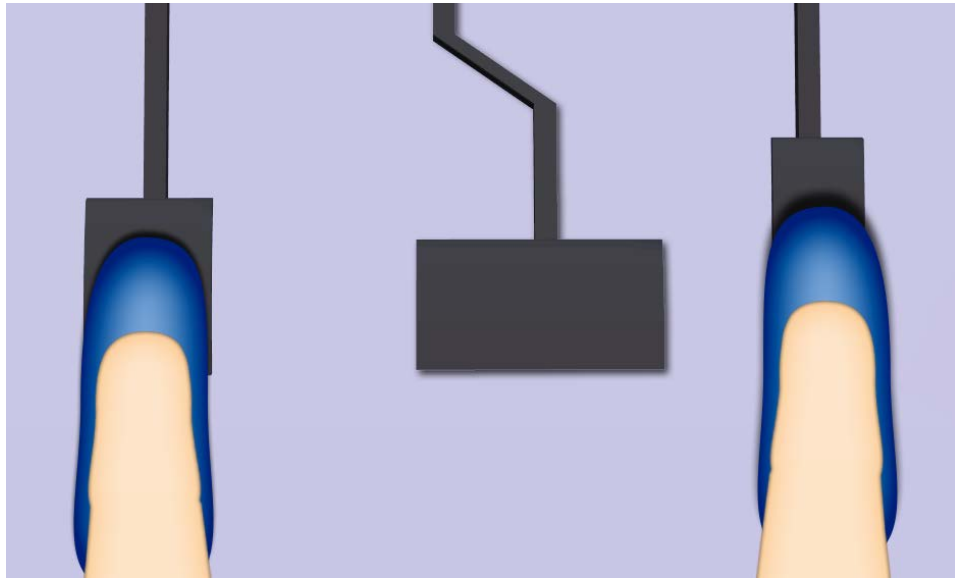
To slow down, step on the brake with your right foot until the tachometer reaches about 2,000 RPM.

### Step 2



With your right foot still on the brake, depress the clutch with your left foot. Shift the transmission into the next gear down. Take your foot off the brake.

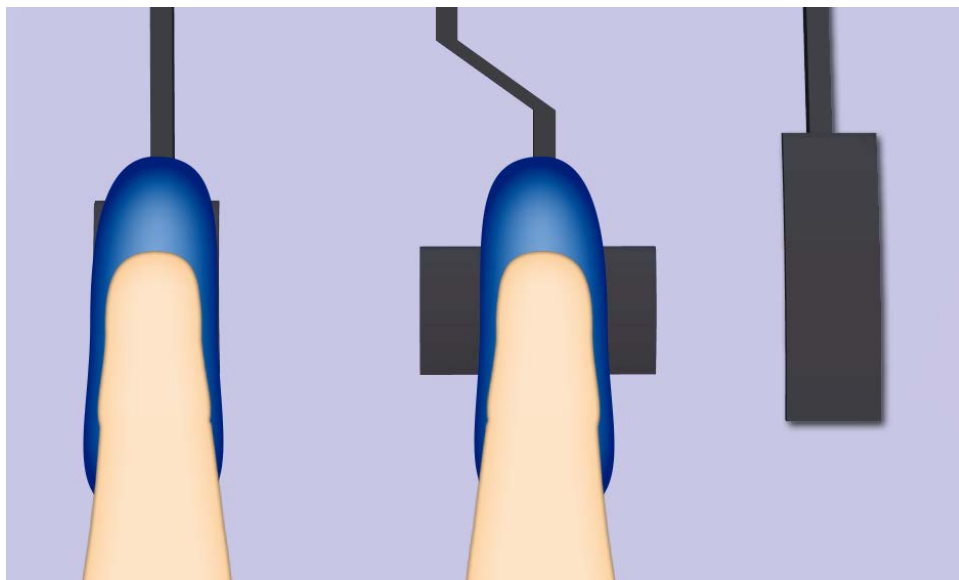
### Step 3



Slowly lift your left foot off the clutch as you press down gently on the gas pedal with your right foot. The car will slow down. Continue downshifting to gradually slow the car even more.

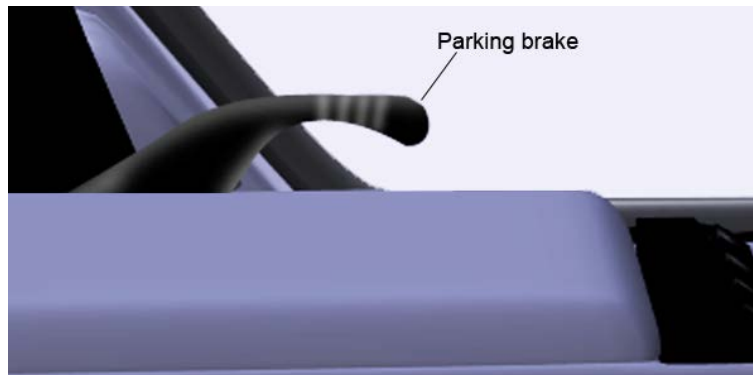
## Stopping

### Step 1



To stop the car, press the clutch with your left foot and the brake with your right foot. Shift the transmission into neutral, and take your foot off the clutch.

## Step 2



To park the car after stopping, pull up on the parking brake. Take your foot off the brake pedal and turn off the ignition.

Note: When parking on a hill, leave the car in first gear with the emergency brake on.